

## GENERAL SPECIFICATIONS

<b>ISOLATION</b>	<b>INPUT-OUTPUT</b>	AC500V 1minute, Cutoff current = 10mA, DC500V 50MΩ min (20±15℃)
<b>ENVIRONMENT</b>	<b>OPERATING TEMP., HUMID. AND ALTITUDE</b>	-40 to +85℃, 20 - 95%RH (Non condensing) (Required Derating), 3,000m (10,000feet) max
	<b>STORAGE TEMP., HUMID. AND ALTITUDE</b>	-40 to +100℃, 20 - 95%RH (Non condensing), 9,000m (30,000feet) max
	<b>VIBRATION</b>	10 - 55Hz, 98.0m/s <sup>2</sup> (10G), 3minutes period, 60minutes each along X, Y and Z axis
	<b>IMPACT</b>	490.3m/s <sup>2</sup> (50G), 11ms, once each along X, Y and Z axis
<b>SAFETY</b>	<b>AGENCY APPROVALS</b>	UL60950-1, C-UL, EN60950-1
<b>OTHERS</b>	<b>CASE SIZE/WEIGHT</b>	39.2×6.5×21.0mm (W×H×D) / 6g max
	<b>COOLING METHOD</b>	Convection/Forced air

\*1 SUW10x12/SUW10x15 is available as single output, +24V/+30V.

\*2 Rated input 5V, 12V, 24V or 48V DC Io=100%

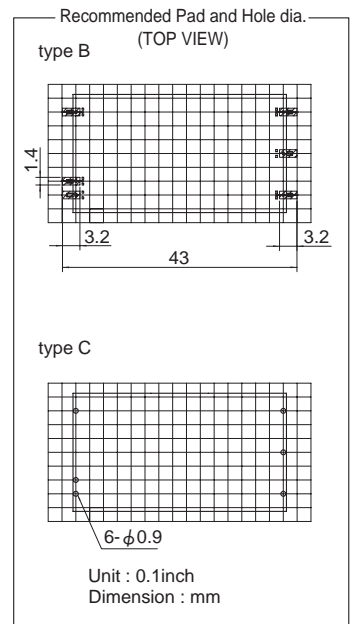
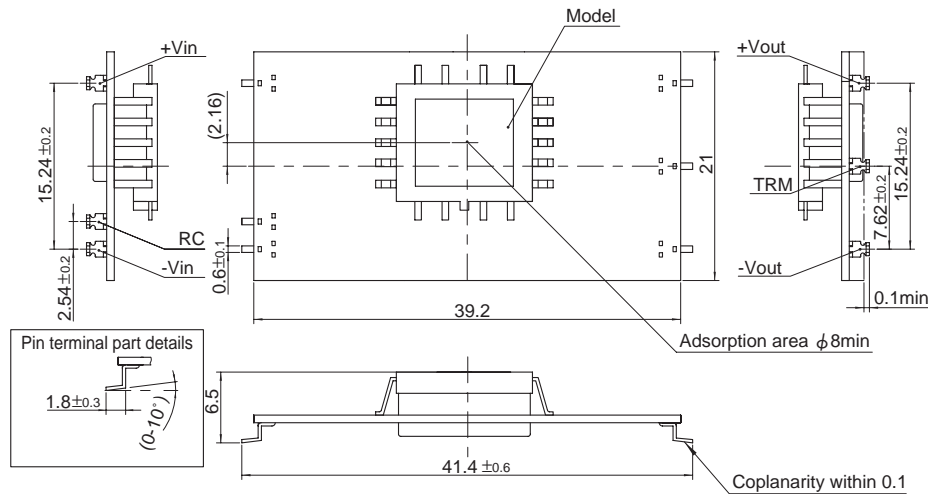
\*3 Ripple and Ripple Noise is measured by using measuring board with capacitor with in 25mm from output pin terminals.

\*4 Drift is the change in DC output for an eight hour period after a half-hour warm-up at 25℃.

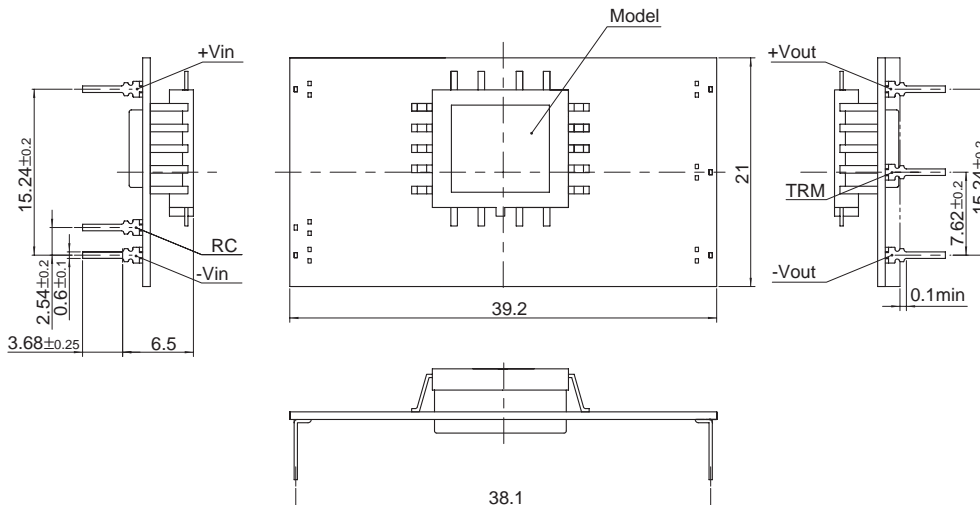
\* Parallel operation with other model is not possible.

### External view

1. SMD(type B)



2. DIP(type C)



- ※ Tolerance ±0.5
- ※ Dimensions in mm
- ※ Pin terminal thickness : 0.3±0.1
- ※ Pin terminal material : Copper alloy
- ※ Plating treatment of terminal : Lead free plating
- ※ Mass 6g less